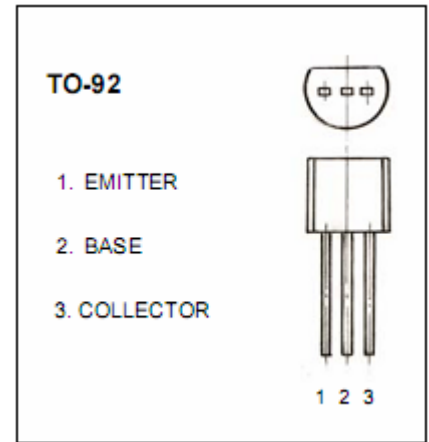


## TO-92 Plastic-Encapsulate Transistors

**S8550** TRANSISTOR (PNP)

FEATURES  
 Excellent Hfe linearity



### MAXIMUM RATINGS (TA=25°C unless otherwise noted)

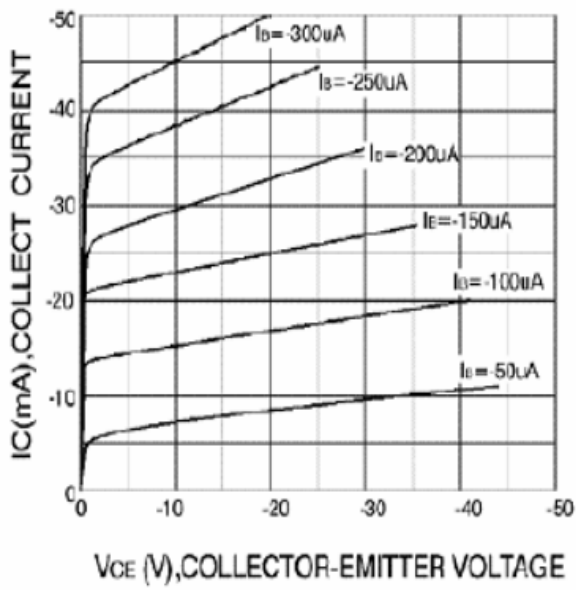
Symbol (符号)	Parameter (参数名称)	Value (额定值)	Units (单位)
VCBO	Collector-Base Voltage (集电极-基极电压)	-40	V
VCEO	Collector-Emitter Voltage (集电极-发射极电压)	-25	V
VEBO	Emitter-Base Voltage (发射极-基极电压)	-5	V
IC	Collector Current -Continuous (集电极电流)	-0.5	A
PC	Collector Power Dissipation (耗散功率)	0.625	W
Tj	Junction Temperature (结温)	150	°C
Tstg	Storage Temperature (储存温度)	-55-150	°C

### ELECTRICAL CHARACTERISTICS (Tamb=25°C unless otherwise specified)

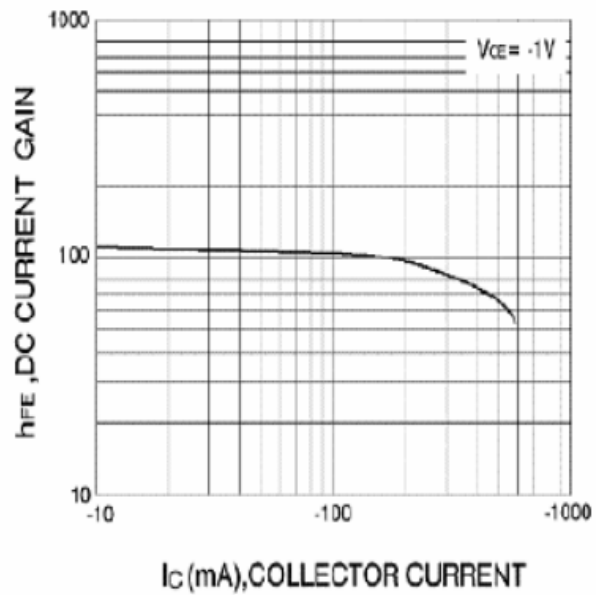
Parameter (参数名称)	Symbol (符号)	Test conditions (测试条件)	MIN (最小值)	TYP (典型值)	MAX (最大值)	UNIT (单位)
Collector-base breakdown voltage 集电极-基极击穿电压	V(BR)CBO	IC= -100μA, IE=0	-40			V
Collector-emitter breakdown voltage 集电极-发射极击穿电压	V(BR)CEO	IC= -1mA, IB=0	-25			V
Emitter-base breakdown voltage 发射极-基极击穿电压	V(BR)EBO	IE=-100μA, IC=0	-5			V
Collector cut-off current 集电极-基极截止电流	ICBO	VCB=-30 V, IE=0			-1	μ A
Collector cut-off current 集电极-发射极截止电流	ICEO	VCE=-25V, IB=0			-10	μ A
Emitter cut-off current 发射极-基极截止电流	IEBO	VEB=-5V, IC=0			-1	μ A
DC current gain 直流电流增益	hFE	VCE=-1V, IC= -50mA	80		400	
Collector-emitter saturation voltage 集电极-发射极饱和压降	VCE(sat)	IC=-500mA, IB= -50mA			-0.5	V
Base-emitter saturation voltage 发射极-基极饱和压降	VBE(sat)	IC=-500mA, IB= -50mA			-1.2	V

### CLASSIFICATION OF hFE

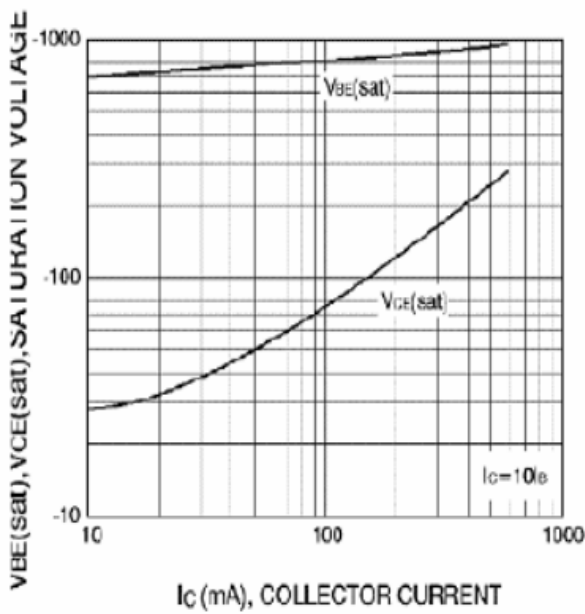
Range	80-100	100-200	200-300	300-400



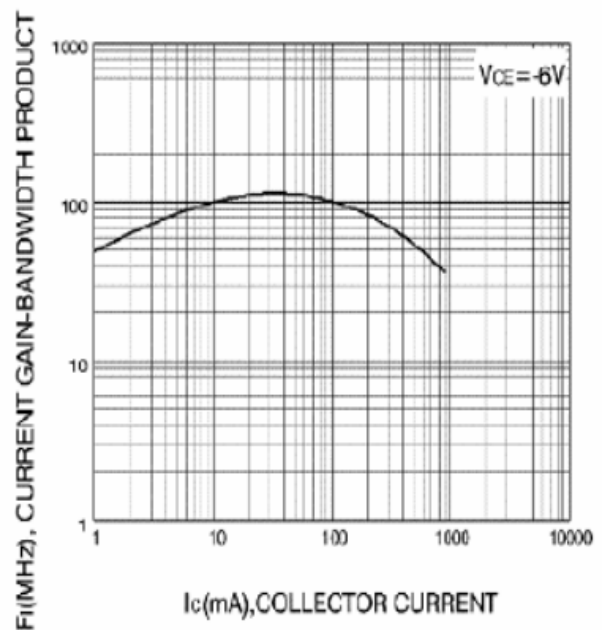
**Static Characteristic**



**DC current Gain**



**Base-Emitter Saturation Voltage  
Collector-Emitter Saturation Voltage**



**Current Gain Bandwidth Product**